



YEAR
11

FURTHER STUDY

- Photography
- Floristry
- SE make-up
- Theatre set design
- Costume/clothes design
- Illustrator
- Art conservationist

CAREER PATHS

- A level
- Foundation course

Degree

MA

- Apprenticeship
- Work placement
- Self employed

SKILLS

- Independent
- Creativeness
- Problem solving
- Resilience
- motivation

INTEREST

- Gallery visits
- Craft groups
- Well- being
- Cultural art
- Historical art

Spring term 2nd half
18 lessons

Externally set 10 hour exam
Course completed.

- AO1
- AO2
- AO3
- AO4

Spring term 2nd half
18 lessons

Exam
Continuation of personal response
Produce final piece
Feedback given throughout
Refine final piece/idea

- AO1
- AO2
- AO3
- AO4

Spring term 1st half
18 lessons

Exam
Receive exam paper
Analysis of starting points
Gather resources and research
Initial ideas and responses

- AO1
- AO2
- AO3

Autumn 2nd half term
6 lessons

Mock exam
Complete coursework projects
Organise folder
Mount work
Students receive their official
coursework level.

- AO1
- AO2
- AO3
- AO4

Autumn 1st half term
18 lessons

Plan for mock exam
Final pieces for projects

- AO1
- AO2
- AO3
- AO4

Skills taught across ART
Printing techniques –
mono-print, lino, quick,
Sellotape, oil pastel.
Painting – acrylic, oil,
gouache, water colour,
resist.
Drawing – pencil, pen,
charcoal, ink.
Collage.
Sculpture – wire, wire
mesh, clay, mod-roc,
cardboard.
Written analysis of own
and others' work.

Curriculum
Overview

Welcome
Curriculum Overview

AO1
Develop ideas
Critical
understanding of
sources



AO2
Refine work
Explore ideas
Experiment with
materials and
processes



AO3
Record ideas,
observations, and
insights



AO4
Present personal
response
Demonstrate
understanding of
visual language



ART

Skills taught across ART

Printing techniques – mono-print, lino, quick, Sellotape, oil pastel.

Painting – acrylic, oil, gouache, water colour, resist.

Drawing – pencil, pen, charcoal, ink. Collage.

Sculpture – wire, wire mesh, clay, mod-roc, cardboard.

Written analysis of own and others' work.

Themes

- Anatomy
- Portraits
- Viewpoints
- Insects
- Architecture
- Food
- Pattern

Summer term 2nd half
18 lessons

Students to choose EITHER
Work arising from trip to gallery
OR
Extend first project

AO1
AO2
AO3
AO4

Summer term 1st half
18 lessons

Trip to gallery
Photos\journal/sketchbook in response
Further independent research

AO1
AO3

Spring term 2nd half
18 lessons

Plan for final piece
Practice final piece
Produce final piece
Complete sketchbook - annotation

AO1
AO2
AO3
AO4

Spring term 1st half
18 lessons

Continuation of independent work
Some whole class instruction on techniques
Annotation of own work

AO1
AO2
AO3
AO4

Autumn 2nd Half
18 lessons

Independent work on theme
Some whole class instruction on techniques
Artist analysis

AO1
AO2
AO3
AO4

Autumn 1st half
18 lessons

Introduction to theme
Analysis of theme
Gather range of resources
Whole class pieces of work

AO1
AO2
AO3

AO1
Develop ideas
Critical understanding of sources

AO2
Refine work
Explore ideas
Experiment with materials and processes

AO3
Record ideas, observations, and insights

AO4
Present personal response
Demonstrate understanding of visual language

Curriculum Overview

Cur



Move on to Year 10

Skills taught across ART
Drawing
 Line, shape, form, tone, detail, blending, colour, ink
Printing
 Mono-print
Painting
 Water colour
Analysis
 Written, personal opinion, context, form, process, key words, independent learning.

YEAR 9 Week 5
6 lessons

Insects
 SMSC – Rosalind Monks
 Pen and ink insect - pattern

AO1
 AO2
 AO3
 AO4

Week 4
6 lessons

Food
 SMSC – Sarah Graham
 Hyper realism drawing of sweets
 Printing techniques – mono-print

AO1
 AO2
 AO3
 AO4

YEAR 9 Week 3
6 lessons

Natural Form
 Observation drawing of flowers
 Large scale drawing of flowers in chalk
 SMSC – Georgia O’Keeffe

AO1
 AO2
 AO3
 AO4

Week 2
6 lessons

Natural form
 Observation drawing of veg
 SMSC – Natasha Clutterbuck
 Water colour and ink drawing of veg

AO1
 AO2
 AO3
 AO4

Week 1
6 lessons

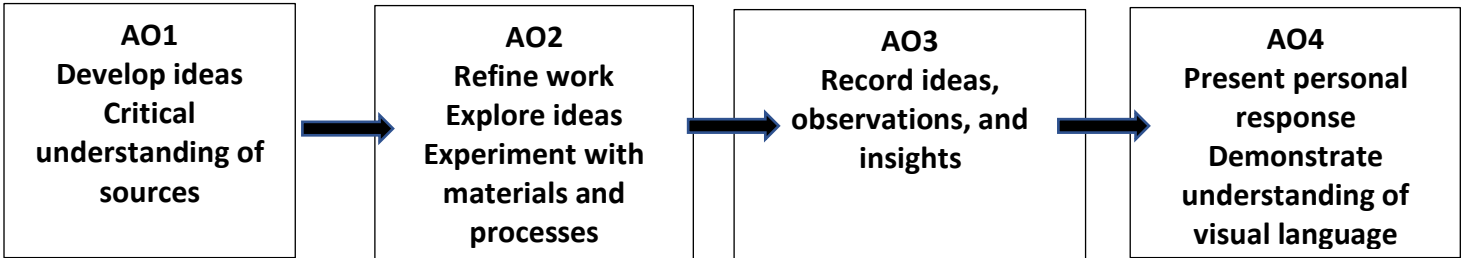
Natural form
 Observation of thistle
 Oil pastel thistle development
 SMSC – Graham Sutherland

AO1
 AO2
 AO3
 AO4

YEAR 9

Curriculum Overview

welcome
Curriculum Overview

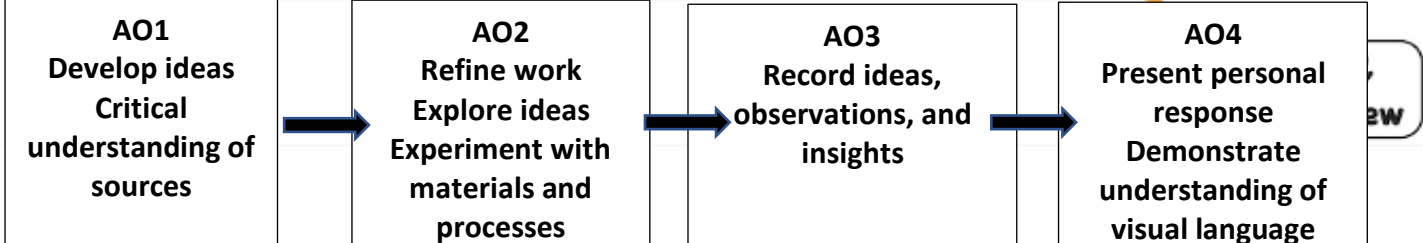
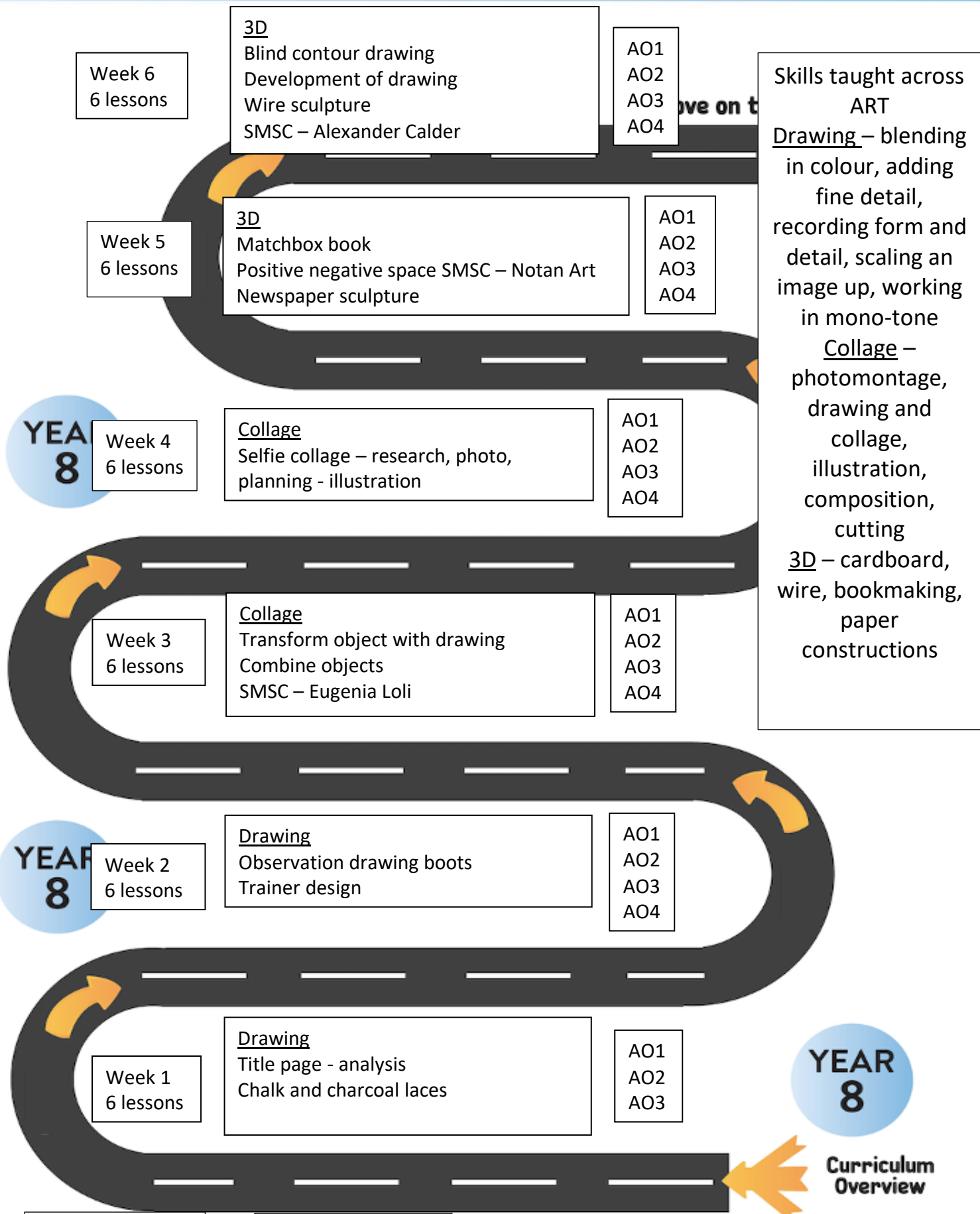




Learning Journey Map

Year 8

ART





Learning Year 7

ART

Week 6
6 lessons

3D
Monsters – apply paint
figure – wire
SMSC
Alberto Giacometti

AO1
AO2
AO3
AO4

Transition to Year 8

Week 5
6 lessons

3D
Monster – clay
Mask - cardboard
Artist analysis
SMSC
Kimmy Cantrell

AO1
AO2
AO3
AO4

YEAR
7

Skills taught
across ART
Drawing-
pencil, pen,
tone,
blending.
Colour/paint-
colour wheel,
mixing tones,
automatic
drawing to
music,
abstract art.
3-D- clay,
cardboard,
wire.

YEAR
7

Week 4
6 lessons

Abstract art
Automatic drawing to music
Abstract composition painting

AO1
AO2
AO3
AO4

Week 3
6 lessons

Colour
Colour wheel
Mixing tones
SMSC
Wassily Kandinsky

AO1
AO2
AO3
AO4

YEAR
7

Week 2
6 lessons

Drawing
Observation-pepper
1 point perspective
SMSC
Victor Vasarely

AO1
AO2
AO3
AO4

Week 1
6 lessons

Drawing
Tonal values
- Grid and shapes
- Colour blending
Blending tones
- Op art weaving sheet
- Op art sphere

AO2
AO3

YEAR
7

Curriculum
Overview

AO1
Develop ideas
Critical
understanding of
sources

AO2
Refine work
Explore ideas
Experiment with
materials and
processes

AO3
Record ideas,
observations, and
insights

AO4
Present personal
response
Demonstrate
understanding of
visual language