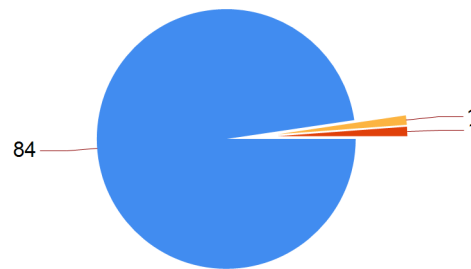


2017 Year 11 Activity Survey Analysis

St Matthias

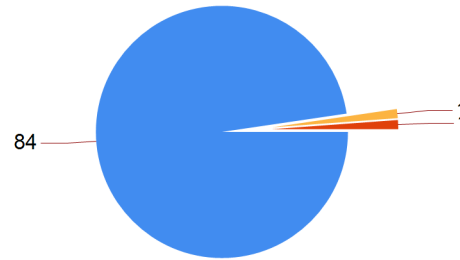
Meeting the Duty to Participate

	No. of Clients	%
Meeting the Duty to Participate	84	97.7%
Not Participating	1	1.2%
Temporary Break from Learning	1	1.2%
Total	86	



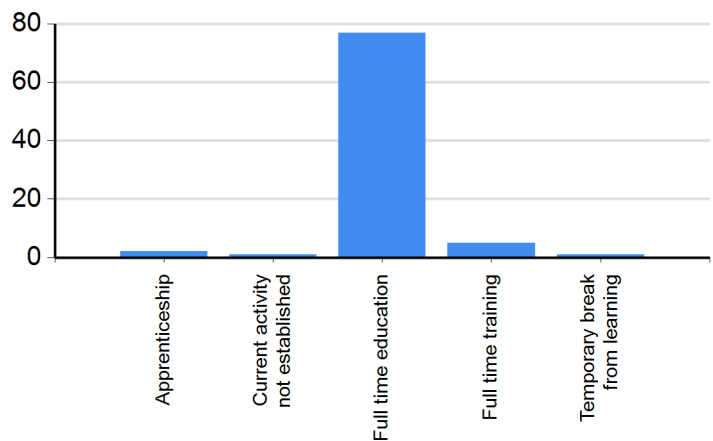
NEET Outcomes

	No. of Clients	%
EET	84	97.7%
NEET	1	1.2%
Not Known	1	1.2%
Total	86	



DfE Destination Groups

	No. of Clients	%
Apprenticeship	2	2.3%
Current activity not established	1	1.2%
Full time education	77	89.5%
Full time training	5	5.8%
Temporary break from learning	1	1.2%
Total	86	



List of Destinations

	No. of Clients	%
2.01 School Sixth Form	11	12.8%
2.02 Sixth Form College	2	2.3%
2.03 Further Education	64	74.4%
3.07 Apprenticeships	2	2.3%
3.01 EFA funded work based learning	5	5.8%
4.06 Pregnancy	1	1.2%
Year 11 Leaver Unknown(CCISONLY)	1	1.2%
Total	86	

Of those remaining in Sixth Form...

	No. of Clients	%
...chose to attend a different school	11	100.0%
Total	11	